

»R26ES« series

Classic standard coupling type, one side sealing, made of stainless steel.

The closed sleeve protects the coupling from dirt.

We recommend the use of stainless steel plugs and stems!

To prevent injuries or a "whiplash" effect, we recommend that the plug-in nipple is held with one hand during uncoupling.



These quick disconnect couplings are not suitable for direct attachment to pulsating tools.

We recommend using our vibration dampers, according to ISO 6150 § 7.1.

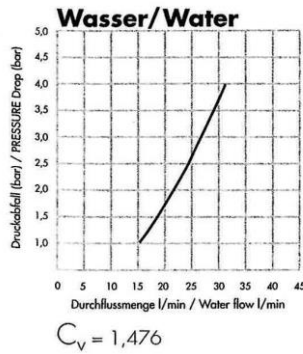
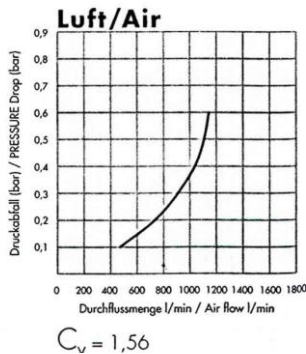
Areas of application: Pneumatic system, machine and plant engineering, measurement, monitoring and control systems, manufacturing industry, chemical / pharmaceutical industry, workshops, automotive, offshore.

Max. operating pressure	35 bar
Medium and ambient temperature	-25 °C to 200 °C
Housing, sleeve and valve body	Stainless steel 1.4305
Springs and retaining ring	Stainless steel 1.4310
Locking pins	Stainless steel 1.4401
Sealant	FKM



243.103

Flow rates:



243.133



243.144

Quick disconnect coupling DN 7.2, stainless steel 1.4305, male

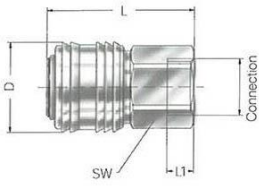
Type No.	Article No.	Connection	a/f mm	L mm	D mm	L1 mm
243.101	107334	G 1/4 male	22	43.0	26.0	9.0
243.102	107335	G 3/8 male	22	43.0	26.0	9.0
243.103	107336	G 1/2 male	24	46.0	26.0	12.0

Quick disconnect coupling DN 7.2, stainless steel 1.4305, female

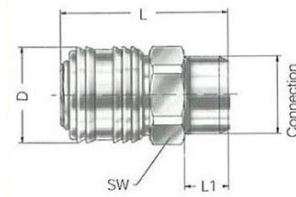
Type No.	Article No.	Connection	a/f mm	L mm	D mm	L1 mm
243.111	107337	G 1/4 female	22	43.0	26.0	9.0
243.122	107338	G 3/8 female	22	43.0	26.0	9.0
243.133	107339	G 1/2 female	24	46.0	26.0	12.0

Quick disconnect coupling DN 7.2, stainless steel 1.4305, with hose stem

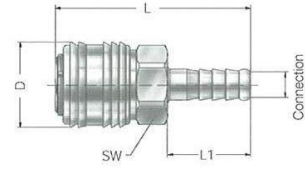
Type No.	Article No.	Connection	a/f mm	L mm	D mm	L1 mm
243.144	107340	Stem, I.D. 6	22	59.0	26.0	25.0
243.144-8	107341	Stem, I.D. 8	22	59.0	26.0	25.0
243.145	107342	Stem, I.D. 9	22	59.0	26.0	25.0
243.145-10	107343	Stem, I.D. 10	22	59.0	26.0	25.0



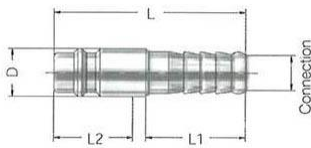
Female



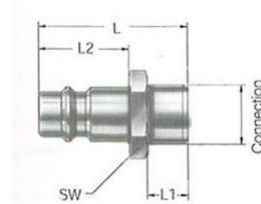
Male



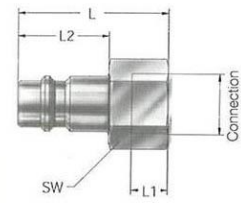
Hose stem



Stem



Plug, male



Plug, female



243.107



243.152



243.157

Stem for couplings DN 7.2 - DN 7.8, stainless steel 1.4305

Type No.	Article No.	Description	a/f mm	L mm	D mm	L1 mm	L2 mm
243.106	107345	Stem, I.D. 6	-	46.0	12.0	25.0	20.0
243.106-8	107346	Stem, I.D. 8	-	48.0	12.0	25.0	20.0
243.107	107347	Stem, I.D. 9	-	46.0	12.0	25.0	20.0
243.108	107348	Stem, I.D. 10	-	46.0	12.0	25.0	20.0
243.110	107349	Stem, I.D. 13	-	46.0	15.0	25.0	20.0

Plug for couplings DN 7.2 - DN 7.8, stainless steel 1.4305, male

Type No.	Article No.	Description	a/f mm	L mm	D mm	L1 mm	L2 mm
243.150	107350	Plug, G 1/4 male	17	33.0	-	9.0	20.0
243.151	107351	Plug, G 3/8 male	19	33.0	-	9.0	20.0
243.152	107352	Plug, G 1/2 male	24	38.0	-	12.0	20.0

Plug for couplings DN 7.2 - DN 7.8, stainless steel 1.4305, female

Type No.	Article No.	Description	a/f mm	L mm	D mm	L1 mm	L2 mm
243.155	107353	Plug, G 1/4 female	17	33.0	-	8.0	20.0
243.156	107354	Plug, G 3/8 female	19	33.0	-	8.0	20.0
243.157	107355	Plug, G 1/2 female	24	36.0	-	10.0	20.0

Installation location

The installation location of the quick-connect coupling must be selected so that the health of the person operating it cannot be harmed by sources of danger in the immediate surroundings, e.g. from slipping, jamming, contaminating or burning.

Low pressure applications

Threads for low-pressure applications are, if series-related no corresponding coatings or sealing rings are present, to be provided with suitable sealing materials, such as a PTFE belt or liquid sealing agent. Here the resistance to the flowing medium must be paid attention to.

Service manual

Quick-connect couplings are predominantly maintenance-free, if used in standard applications and handled carefully. The selection of the quick-connect coupling must be compatible with the intended purpose of use and material. Depending on the operating conditions it is recommended to provide the following points during maintenance:

External visual inspection with dirt in the functioning area of coupling and plug (seal area, control elements) these must be cleaned. The following distinguishing symptoms require replacement of the corresponding parts: Torn, damaged, heavily damaged or corroded parts, leaks on coupling and / or plug parts.

Function test under maximum Max. operating pressure can be used to test the quick-connect coupling for possible malfunctions and leaks. During the testing and operating phase it must be ensured that the operating personnel work protected.

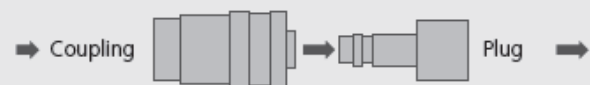
Replacement intervals for quick-connect couplings must, if available, be adapted to the state or technical standards. However, also operating experiential values, which result from the required operational safety and the conditions of use, such as downtimes, coupling frequency, Max. operating pressure and properties of the medium, are critical for establishing the replacement intervals.

Pulsating tool

When using pulsating tools it is recommended to observe the standard ISO 6150, § 7.1. It recommends installing a minimum 300 mm long, flexible hose between the pulsating tool and the quick-connect coupling. The oscillating forces are taken by the hose piece and thus increase the service life of the quick-connect coupling. No warranty can be made for couplings mounted directly on pulsating tools.

Flow direction

The recommended flow direction is from the coupling to the plug if nothing else is specified in the technical data sheet.



Application with hoses

When using hoses the permissible Max. operating pressure and the working temperature must absolutely be observed and suitable hose connections must be seen to.